

Burford®

Entry Level Topper

MODEL EL90 - RIGHT HAND, MODEL EL91 - LEFT HAND

The Burford® Entry Level Topper, designed specifically for the small to mid-level bakery, includes the patented Burford® rotary dispense system. The EL90 applies a wide variety of dry toppings to enhance the appearance of bakery products.

- Labor savings
- Hopper agitator to prevent bridging of topping
- Stainless steel and aluminum construction
- Integrated water spray
- Simple operator controls
- Quick change mandrel & template



Model EL90 shown with one additional mandrel and template as well as optional conveyor and pan shelves

PRACTICAL SOLUTIONS THROUGH INNOVATIVE TECHNOLOGIES



CALL US TODAY 1-877-BURFORD (287-3673)

P.O. Box 748 • Maysville, OK 73057 • 1-405-867-4467 • Fax 1-405-867-4219 • e-mail: sales@burford.com • website: www.burford.com

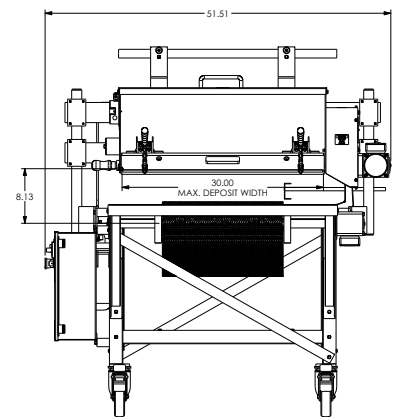
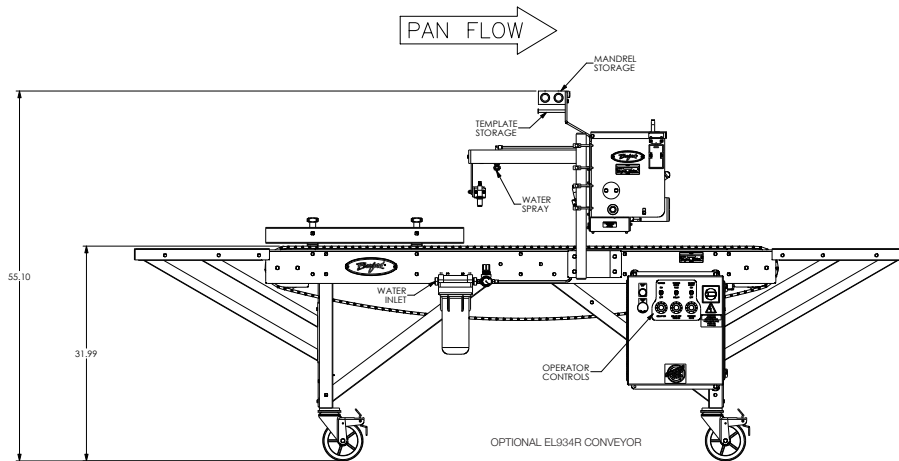
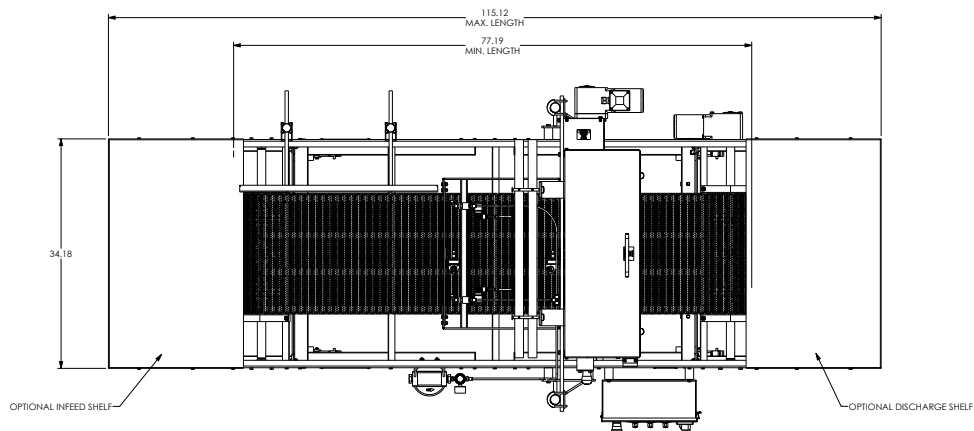
Copyright © Burford Corp. All rights reserved. Burford Corp is a registered trademark with the US Patent & Trademarks office.

ENTRY LEVEL TOPPER



Options:

- Extra mandrels for different toppings
- Extra templates for different patterns
- Portable conveyor
- Conveyor pan shelves
- Portable cantilever stand



SPECIFICATIONS

ELECTRICAL:

110 VOLT, 50/60 HZ, 1 PHASE, 5 AMPS

WATER:

40 PSI, 10 GPH (Max)